



DEL MEDICAL

FULL SYSTEM OVERVIEW



ABOUT THE COMPANY

We are primarily engaged in designing, manufacturing, and distributing high-performance digital and analog medical imaging systems, sold and serviced globally through a network of factory-trained and authorized dealers.

Our extensive product portfolio of radiographic components, systems, and accessories are designed to support hospitals, imaging centers, and other healthcare clinics by tailoring systems to accommodate each facility's specific requirements and budget.

UMG/DEL MEDICAL's products are designed, manufactured, staged, and tested in our Harrison, NY, and Bloomingdale, IL facilities. Our Customer Assistance team is among the most knowledgeable in the industry and are ready to provide fast, courteous product support.



OTC18S

OVERHEAD TUBE CRANE SYSTEM with Motorized Stitching and Synchronized Tracking

Versatile and intuitive, the OTC18S system delivers automated stitching at an economical price point, from wall stand or table, enabled by sophisticated motorization and software. Thanks to vertical and horizontal tracking functionality, workflow is also optimized for all exams and precisely designed to withstand high-volume throughput in hospital radiology departments, medical imaging centers, and large orthopedic facilities with the need to perform a broad range of radiographic studies.

Our overhead tube crane (OTC) features a large LCD touchscreen interface enabling the technologist to view, adjust and control most system settings without leaving the patient's side. In addition, the OTC touchscreen interface guides the technologist through the intuitive automated stitching exam setup procedure. By integrating with a DELWORKS DR System and compatible generator, technologists are given the ability to set up long-length examinations and adjust generator technique factors without leaving the patient's side. Its overhead horizontal and transverse ceiling-mounted rails provide technologists with limitless imaging procedure capability, including cross-table laterals and other challenging views.

The system embraces operational efficiency via ergonomically-designed user controls with automated tracking to selected image receptors and an industry-leading table with a patient weight capacity of up to 800 lbs (363 kg). Built in the USA, it will deliver many years of continuous use and exceptional user satisfaction.



Technologist-Friendly
LCD Touchscreen



Integrated Workflow



Vertical Tracking to Table and Wall
Stand to Maintain SID



Fixed and Wireless DR
Detector Options



Electromagnetic
Braking



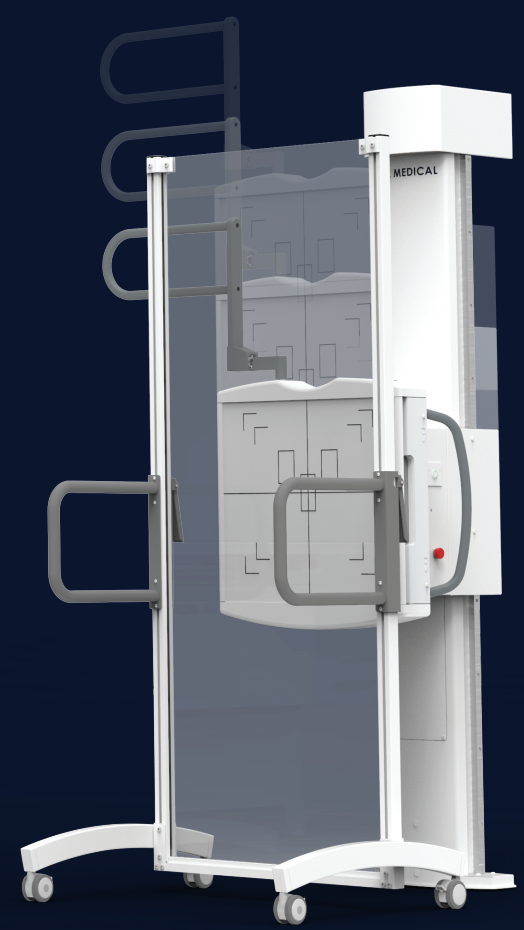

Dose Management
Configurations




Premium Table and Tilting Wall
Stand with Receptor Tracking



Automated Motion for
Stitched Long Length Exams





DEL MEDICAL

DEL MEDICAL

DEL MEDICAL



OTC18

OVERHEAD TUBE CRANE SYSTEM

Versatile and intuitive, the OTC18T system delivers enhanced patient comfort and optimized workflow. Precisely designed to withstand high-volume throughput in hospital radiology departments, medical imaging centers, and large orthopedic facilities with the need to perform a broad range of radiographic studies.

Our overhead tube crane features a sophisticated LCD touchscreen console, supporting enhanced capabilities to offer a more genuine patient experience. By integrating with a DELWORKS DR System and compatible generator, technologists are given the ability to adjust generator technique factors without leaving the patient's side. Its overhead horizontal and transverse tracks provide technologists with limitless imaging procedure capability, including cross-table laterals and other challenging views.

The system embraces operational efficiency via ergonomically-designed user controls with automated tracking to selected image receptors and an industry-leading table with a patient weight of up to 800 lbs (363 kg). The OTC18T system was developed through innovation to quickly produce the highest quality diagnostic images. Built in the USA, it will deliver many years of continuous use and exceptional user satisfaction.



Technologist-Friendly
LCD Touchscreen



Integrated Workflow



Vertical Tracking to Table or Wall
Stand



Fixed and Wireless
DR Detector Options



Electromagnetic
Braking



Dose Management
Configurations



Premium Table
and Wall Stand

OTC18M

OVERHEAD TUBE CRANE SYSTEM

Versatile and intuitive, the OTC18M System delivers enhanced patient comfort and optimized workflow. Precisely designed to withstand high-volume throughput in hospital radiology departments, medical imaging centers, and large orthopedic facilities with the need to perform a broad range of radiographic studies.

Our overhead tube crane features a sophisticated LCD touchscreen interface, supporting enhanced capabilities to offer a more genuine patient experience. By integrating with a DELWORKS DR System and compatible generator, technologists are given the ability to adjust generator technique factors without leaving the patient's side. Its overhead horizontal and transverse tracks provide technologists with limitless imaging procedure capability, including cross-table laterals and other challenging views.

The system embraces operational efficiency through ergonomically designed user controls, extensive longitudinal and transverse travel, and an industry-leading table with a patient weight capacity of up to 800 lbs (363 kg). The OTC18M System was developed through innovation to produce high-quality diagnostic images quickly. Built in the USA, it will deliver many years of continuous use and exceptional user satisfaction.



Technologist-Friendly
LCD Touchscreen



Fixed and Wireless
DR Detector Options



Electromagnetic
Braking




Dose Management
Configurations



Premium Table
and Wall Stand



Integrated Workflow



DEL MEDICAL

DEL MEDICAL

DEL MEDICAL





FMT18^T

FLOOR MOUNTED RADIOGRAPHIC SYSTEM

The FMT18T radiographic system was designed with features proven to optimize workflow, patient care, and technologist productivity. This floor-mounted configuration is ideal for imaging environments requiring high-volume throughputs, such as hospital radiology departments and medical imaging centers.

Its tube stand features a sophisticated LCD touchscreen console, supporting enhanced capabilities to offer a more genuine patient experience. By integrating with a DELWORKS DR System and compatible generator, technologists are given the ability to adjust generator technique factors without leaving the patient's side.

The system embraces operational efficiency through its touchscreen console, ergonomically designed user controls, tracking to the image receptor, and an industry-leading patient weight capacity of up to 800 lbs (363 kg). The FMT18T System was developed through innovation to produce the highest quality diagnostic images quickly. Built in the USA, it is prepared to deliver many years of continuous use and exceptional user satisfaction.



Technologist-Friendly
LCD Touchscreen



Integrated Workflow



Vertical and SID Tracking
to Table or Wall Stand



Fixed and Wireless
DR Detector Options



Electromagnetic
Braking



Dose Management
Configurations



Premium Table
and Wall Stand

FMT18^M

FLOOR MOUNTED RADIOGRAPHIC SYSTEM

The FMT18M System was designed with features proven to optimize workflow, patient care, and technologist productivity. This floor-mounted configuration is ideal for imaging environments requiring high-volume throughputs, such as hospital radiology departments and medical imaging centers.

Its tube stand features a sophisticated LCD touchscreen console, supporting enhanced capabilities to offer a more genuine patient experience. By integrating with a DELWORKS DR System and compatible generator, technologists are given the ability to adjust generator technique factors without leaving the patient's side.

The system embraces operational efficiency through its touchscreen console, ergonomically designed user controls, and an industry-leading patient weight capacity of up to 800 lbs (363 kg). The FMT18M System was developed through innovation to quickly produce the highest quality diagnostic images. Built in the USA, it is prepared to deliver many years of continuous use and exceptional user satisfaction.



Technologist-Friendly
LCD Touchscreen



Fixed and Wireless
DR Detector Options



Electromagnetic
Braking



Dose Management
Configurations




Premium Table
and Wall Stand



Integrated Workflow





FMT

FLOOR MOUNTED RADIOGRAPHIC SYSTEM

The DEL MEDICAL FMT System offers an economical, compact design ideal for hospital radiology departments, medical imaging centers, and orthopedic facilities looking to maximize space and avoid costly room modifications. The secure 10 ft (3 m) floor-mounted rail allows effortless longitudinal travel and quick positioning. 8 ft (2.4 m) and 12 ft (3.7 m) rails are also available.

The FMT System was developed to keep costs low while producing the highest quality diagnostic images. Built in the USA, it will deliver many years of continuous use and exceptional user satisfaction.



Electromagnetic Safety
Locks



Integrated Workflow



Rotational Tube Column
Easily Positioned from the
Tube Head



Fixed and Wireless
DR Detector Options



Powerful High
Frequency Generator



Dose Management
Configurations



Affordable, Sturdy Table
and Wall Stand

FWFC

FLOOR/WALL OR FLOOR/CEILING RADIOGRAPHIC SYSTEM

The DEL MEDICAL FWFC System offers an affordable, flexible solution designed for medical imaging centers and urgent care facilities looking to maximize space and minimize room modifications. It features a secure floor rail and an upper wall or ceiling-mounted rail for installation flexibility and effortless longitudinal travel, and quick positioning.

The FWFC System might be the most affordable radiographic system in the DEL MEDICAL product line, but its outstanding build quality and performance make it a perfect fit for lower volume facilities looking to enhance their diagnostic imaging capabilities. Built in the USA, it is prepared to deliver many years of continuous use and exceptional user satisfaction.



Electromagnetic Safety Locks



Integrated Workflow



Rotational Tube Column Easily Positioned from the Tube Head



Fixed and Wireless DR Detector Options




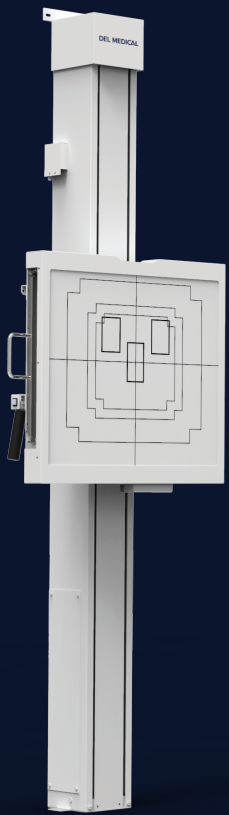
Space Efficient Table and Wall Stand



Dose Management Configurations



Powerful High Frequency Generator





DEL MEDICAL

MDR

MOBILE IMAGING SYSTEM

The MDR mobile imaging system was designed to handle a wide range of clinical applications in nearly any imaging environment, including intensive care units, hospitals, and orthopedic facilities.

Powered by an onboard 40kW high frequency generator, 300kHU x-ray tube, and the user-friendly DELWORKS image acquisition workstation, the MDR is intended to be an all-inclusive mobile imaging solution.

The MDR features a low profile collapsible column, telescoping tube head, extensive vertical travel, and precise rotational capabilities of column and tube head; this mobile system provides expert positioning while accessing patients.



Compact, Collapsible
Column Design



Motor Assisted
Movement



High Frequency
40kW Generator



Battery Powered



Integrated DR
Workstation



Dose Management
Configurations



Lightweight, Wireless
DR detectors

STRAIGHT ARM

UNIVERSAL X-RAY SYSTEM

The DEL MEDICAL Straight Arm is an economic x-ray system that can perform a comprehensive range of radiographic procedures. Its flexibility permits imaging of patients sitting or standing and recumbent when an optional mobile table is present. The Straight Arm is an excellent solution for use in private practices or any space-sensitive imaging environment.

The Straight Arm system was developed to keep costs low while also producing high-quality diagnostic images. Built in the USA, it is prepared to deliver many years of continuous use and exceptional user satisfaction.



Linear and Compact
Design, Always Aligned



Powerful High
Frequency Generator



Always Centered Tube
and Image Receptor



Fixed and Wireless
DR Detector Options




Manual and Motorized
Positioning



Dose Management
Configurations



Optional Mobile
Positioning Table



DELWORKS

DIGITAL RADIOGRAPHY

The DELWORKS DR upgrade delivers exceptional diagnostic imaging using a powerful image acquisition and processing software, Cesium Iodide (CsI) detector options, and specialty features such as Auto Exposure Detection (AED) technology.

Its interface features a hassle-free, single console workflow designed to simplify every step of the examination procedure. This provides technologists with fast image preview times, advanced image enhancement capabilities and generator control options — all from a large format LED touchscreen display.



Single Console Workflow
and Generator Integration



EasyConnect (AED)
Technology



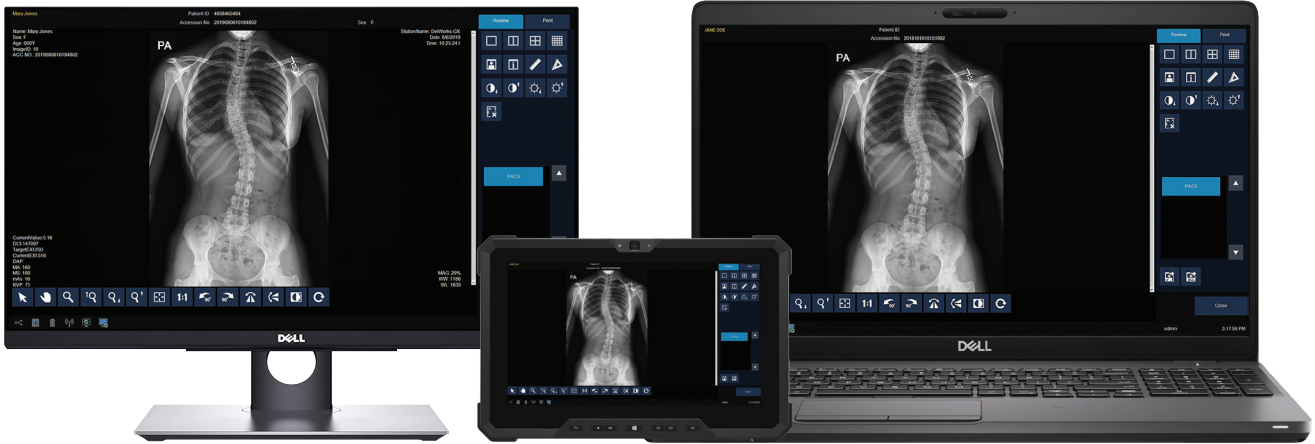
Cesium Iodide (CsI)
Wireless and Fixed
Detector Options



2MP Color Touchscreen LED
Monitor

Software Features

- ▶ Pre-exposure display of patient and procedure information, x-ray generator exposure factors, status and control functions integrated in a single display screen
- ▶ Positioning guide: queues proper positioning for each view
- ▶ Deviation Index (DI): standard reporting to assist in dose minimization
- ▶ Exam-specific image processing algorithms automatically optimize images based on selected patient anatomy
- ▶ Automatically Programmed Radiography (APR) specific default values with manual adjustment
- ▶ Image rotation in 90° steps, horizontal mirroring, automatic and manual image cropping to collimated area
- ▶ Full array of measurement tools
- ▶ Easy verification and correction of image laterality and patient orientation
- ▶ Intuitively add orientation markers and text comments directly to acquired images (pre-defined or text free)
- ▶ PICC tool applies enhanced processing to images for better visualization of leads, lines or tubes
- ▶ Effective management, analysis, and reporting of rejected images
- ▶ Detailed histograms of pixel density
- ▶ User selection of modified LUT (Look-Up Table) based on various exam types
- ▶ Manual adjustment of the LUT, window and level



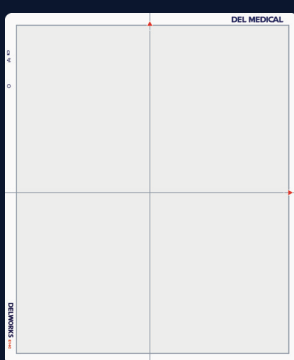
DICOM Connectivity
(Store, Print, MPPS, MWL)




DELWORKS Desktop, Laptop and
FIT Tablet workstation options



Image Stitching (Optional)



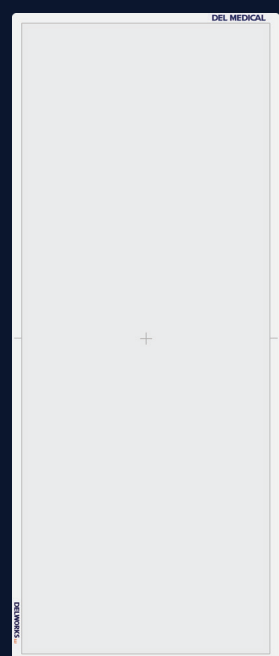
E14Cw



E24Cw



E17C

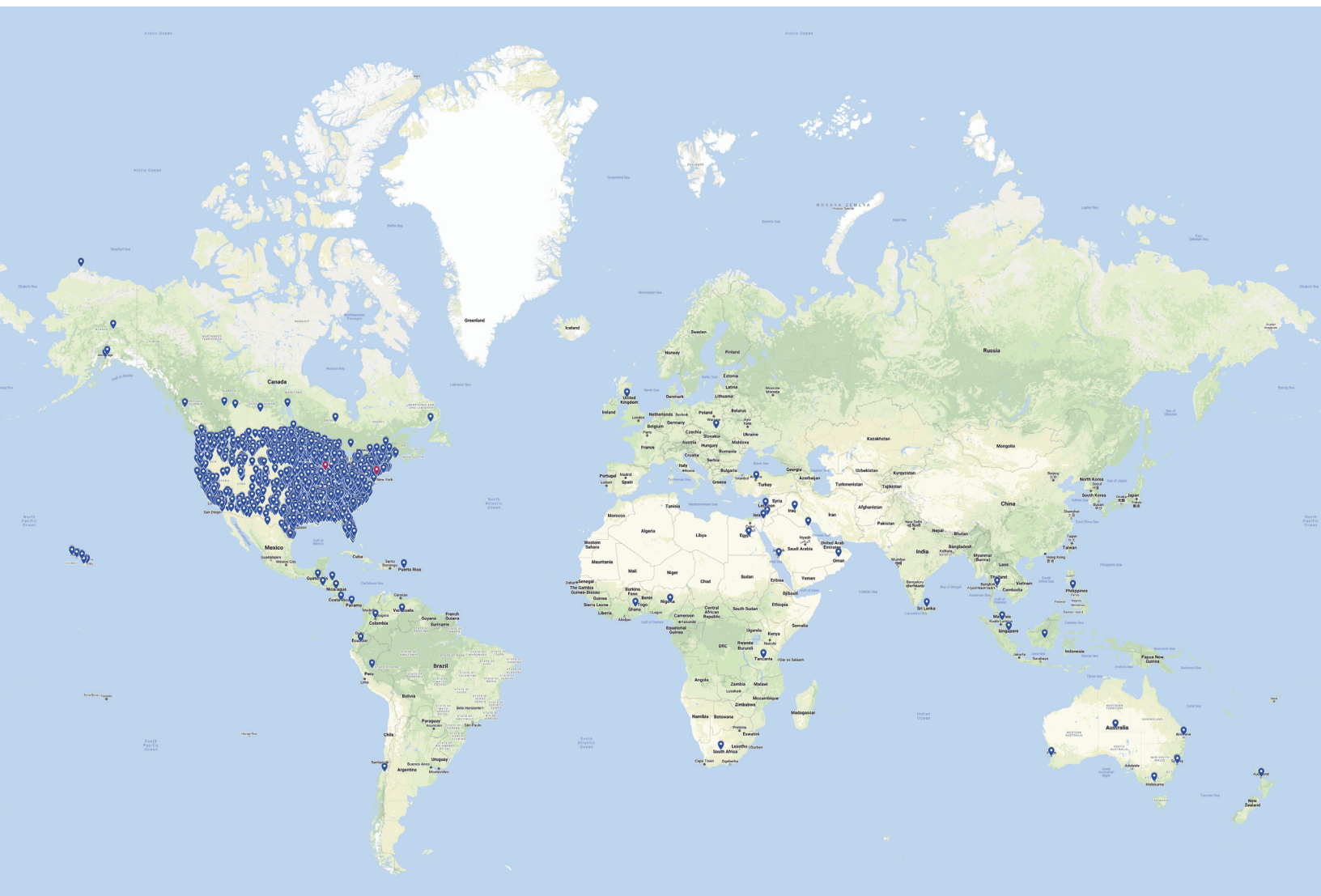


LLI

INSTALLATIONS

AROUND THE WORLD

Whether private or public, from the largest health system to the smallest office, we have a state-of-the-art, American-made radiographic system to meet your budget, productivity, and quality needs. Our systems are distributed around the world.



DEL MEDICAL



#9000-SYSTEM Rev. A

New York

28 Calvert Street
Harrison, NY 10528
(Tel) 800.261.9808
(Fax) 914.835.6111

Illinois

241 Covington Drive
Bloomington, IL 61018
(Tel) 800.800.6006
(Fax) 847.288.7011

www.delmedical.com